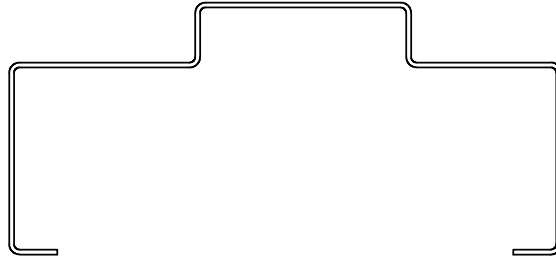


M SERIES



Frame Construction

12, 14, or 16 gauge, cold-rolled, galvanized, or galvanized G90 steel to be break-formed to the design specifications required. Frames shall be furnished knocked-down or welded, ground smooth upon request. Mitered corners shall have a strong, secure, four tab interlocking system to maintain neat mitered joints and corners. Standard frame to have 1/2" returns; standard stop heights to be 5/8" high. Soffit dimensions can vary. Frames can be single or double rabbeted. Frames will be supplied with welded on sill anchors.

(Note: Bending tabs in on the jamb rabbets will increase door opening dimension).

Installation & Applications

Frames to be installed in accordance with ANSI A250.11-2001. Standard series frames to be used in a number of applications including masonry, wood stud and steel stud construction.

Hardware Reinforcements

Frames to be furnished with 4-1/2" or 5" standard or heavy weight 7 gauge steel hinge reinforcements and shall be adequately reinforced for all hardware. Standard arm or parallel closer reinforcements available upon request.

Strike and hinge reinforcements shall be protected by mortar guards. Single frames shall be prepared to receive (3) rubber mutes.

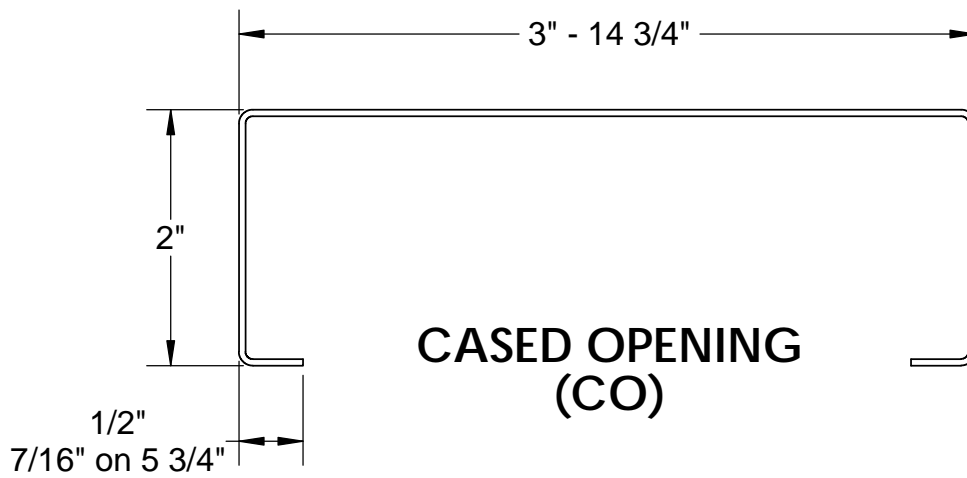
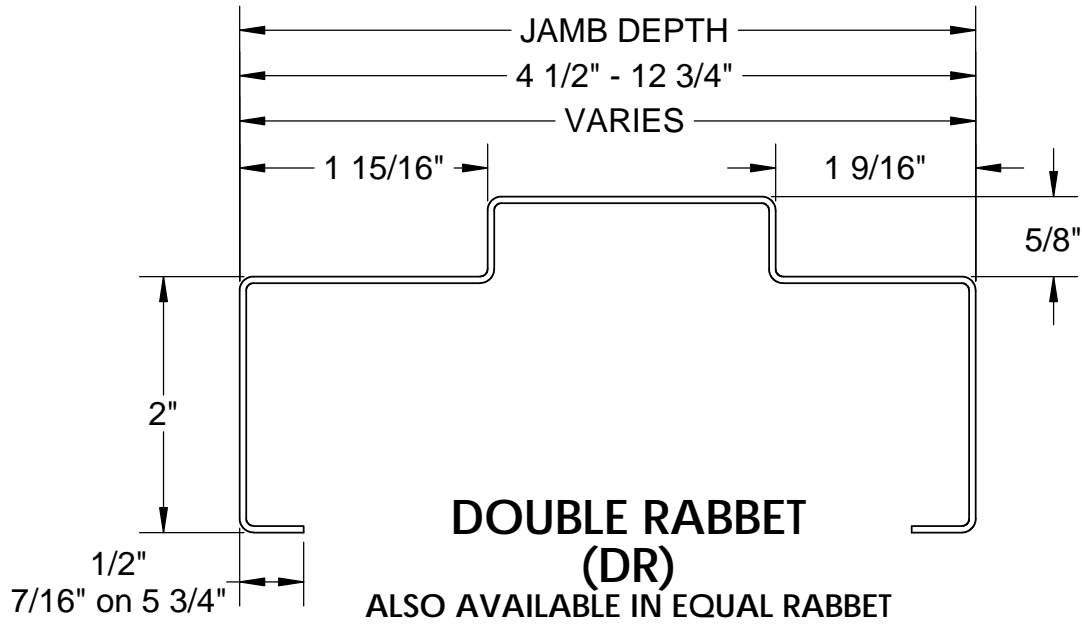
Finish

Exposed frame surfaces to be cleaned and treated then coated with rust inhibitive primer. Color painted frames to receive a durable, flow coated, baked on finish. Water-based primer and color paint finishes to be free of Hazardous Air Pollutants (HAPS) and Volatile Organic Compounds (VOCs).

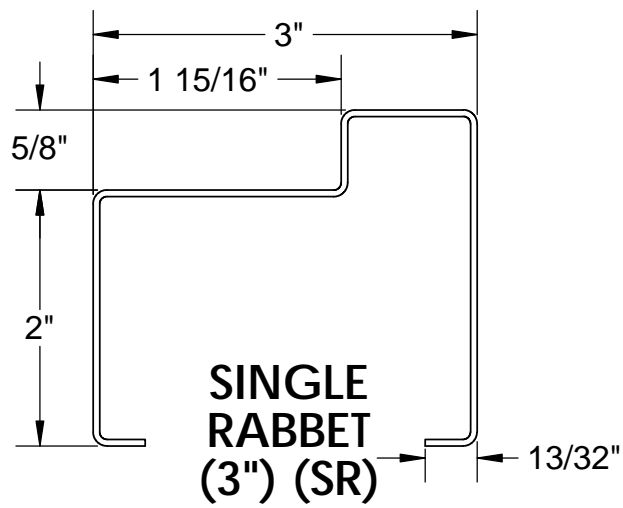
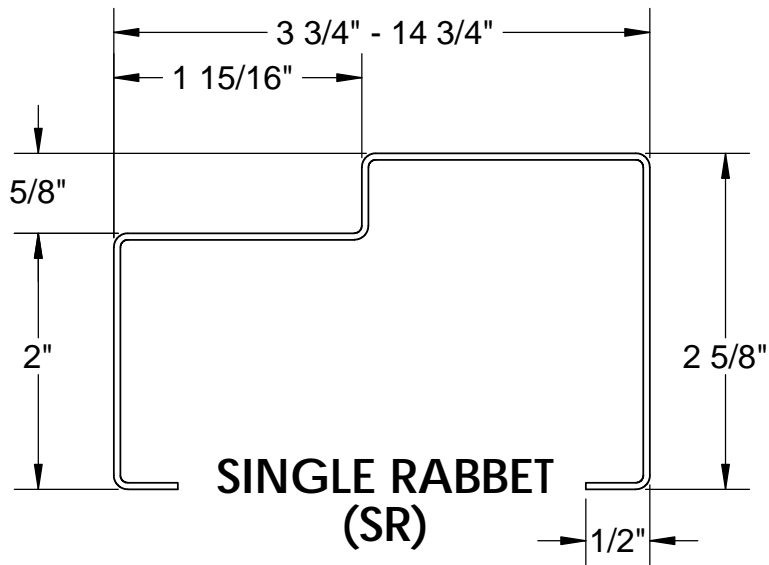
Compliance

All Mesker frame components comply with ANSI A250.8(R2008). Fire labeling in accordance NFPA and available in FM (standard), WHI (Intertek) and Underwriters Laboratories. For a complete list of product compliance per ANSI/ASTM test methods, consult the labeling section.

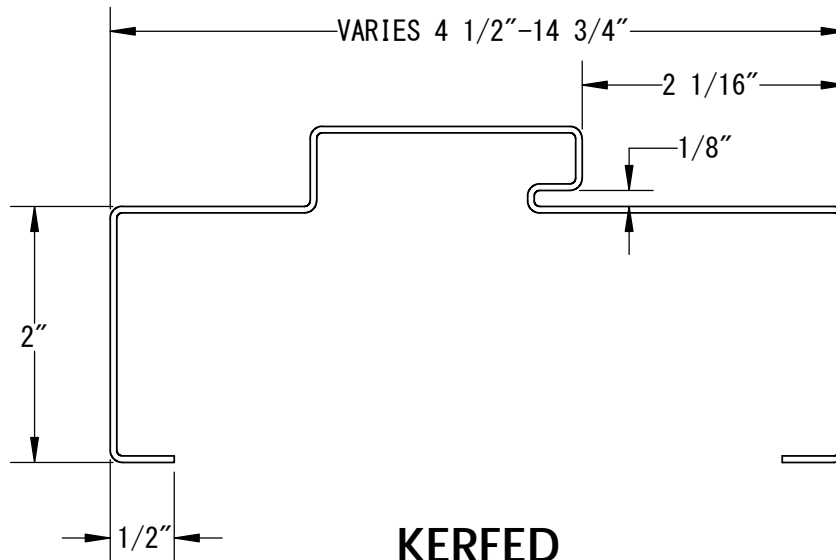
M SERIES
PROFILES - DOUBLE RABBET AND CASSED OPENING



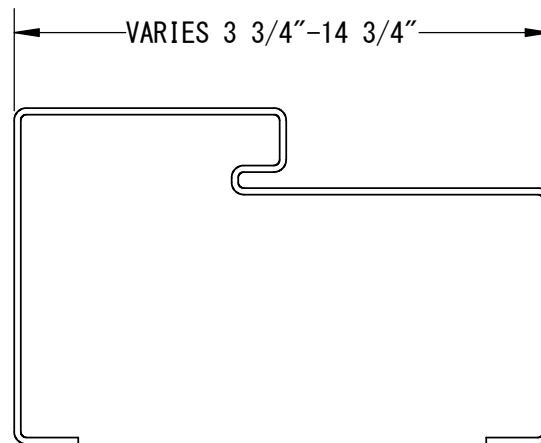
M SERIES FRAME
PROFILES - SINGLE RABBET



**M SERIES FRAME
PROFILE - KERFED FOR WEATHERSTRIPPING**



**KERFED
(K)**



AVAILABLE IN 14 OR 16 GAUGE

**PHYSICAL ENDURANCE LEVEL: MEETS ANSI A250.4
PERFORMANCE TEST--16 GAUGE STEEL: LEVEL A (1,000,000 CYCLES)
FIRE RATED UP TO 90 MINUTES.**